


SCHOOL EDUCATION PLAN & RESULTS

“Building Success – One Student at a Time”



School Education Plan
Principal: Terry Gibson
Trustee: Ernie Kroeker

2016-17 SCHOOL YEAR

School Education Plan Creation

Briefly describe how each of the following groups were included in the development of the School Education Plan.

A. Teachers

- May 5, 2016 – Reviewed the 2015-2016 school education plan and added effective strategies or removed strategies that did not work for the 2015-2016 school education plan

B. Support Staff

- May 5, 2016

C. Students

- June 2016 – Student forums at each grade level, discussed ideas to improve reading, writing, student engagement, and numeracy.

D. School Council / Community

- April 12, 2016 – Parent Forum

E. Other

-

School Datasets

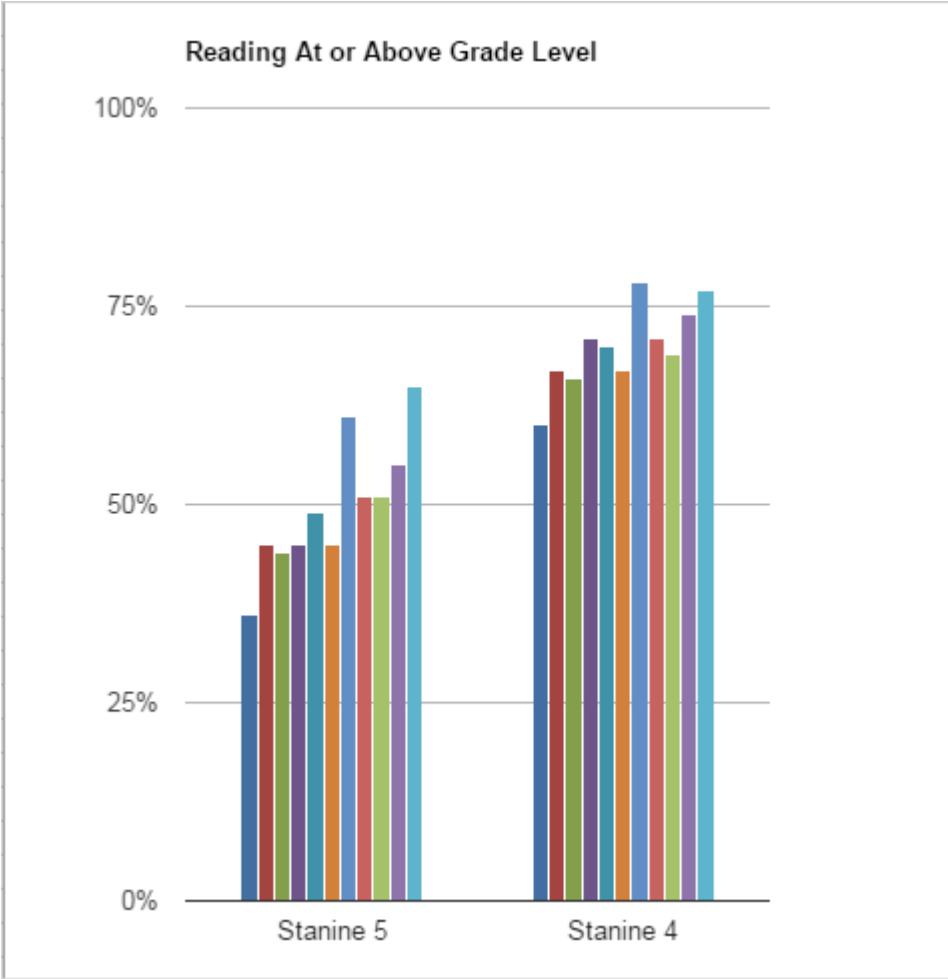
Accountability Pillar Overall Summary
Annual Education Results Reports - Oct 2016
School: 1713 Blue Hills Community School



Measure Category	Measure Category Evaluation	Measure	Blue Hills Community School			Alberta			Measure Evaluation		
			Current Result	Prev Year Result	Prev 3 Year Average	Current Result	Prev Year Result	Prev 3 Year Average	Achievement	Improvement	Overall
Safe and Caring Schools	Excellent	Safe and Caring	94.1	97.6	94.3	89.5	89.2	89.1	Very High	Maintained	Excellent
Student Learning Opportunities	n/a	Program of Studies	82.6	87.1	82.7	81.9	81.3	81.4	Very High	Maintained	Excellent
		Education Quality	92.9	92.8	92.3	90.1	89.5	89.5	Very High	Maintained	Excellent
		Drop Out Rate	*	*	26.0	3.2	3.5	3.5	*	*	*
		High School Completion Rate (3 yr)	n/a	n/a	n/a	76.5	76.5	75.5	n/a	n/a	n/a
Student Learning Achievement (Grades K-9)	Concern	PAT, Acceptable	58.8	58.3	70.4	73.6	72.9	73.4	Very Low	Maintained	Concern
		PAT, Excellence	0.0	5.6	5.3	19.4	18.8	18.6	Very Low	Declined	Concern
Student Learning Achievement (Grades 10-12)	n/a	Diploma, Acceptable	n/a	n/a	n/a	85.0	85.2	85.1	n/a	n/a	n/a
		Diploma, Excellence	n/a	n/a	n/a	21.0	21.0	20.5	n/a	n/a	n/a
		Diploma Exam Participation Rate (4+ Exams)	n/a	n/a	n/a	54.6	54.4	53.5	n/a	n/a	n/a
		Rutherford Scholarship Eligibility Rate	n/a	n/a	n/a	60.8	n/a	n/a	n/a	n/a	n/a
Preparation for Lifelong Learning, World of Work, Citizenship	n/a	Transition Rate (6 yr)	n/a	n/a	n/a	59.4	59.7	59.3	n/a	n/a	n/a
		Work Preparation	98.1	97.7	97.1	82.6	82.0	81.1	Very High	Maintained	Excellent
Parental Involvement	Excellent	Citizenship	91.5	90.7	92.8	83.9	83.5	83.4	Very High	Maintained	Excellent
		Parental Involvement	93.4	90.6	96.3	80.9	80.7	80.5	Very High	Maintained	Excellent
Continuous Improvement	Excellent	School Improvement	86.1	84.5	84.2	81.2	79.6	80.0	Very High	Maintained	Excellent

FORT VERMILION SCHOOL DIVISION
 Students Reading At or Above Grade Level
 CAT4 Results March 2016

Blue Hills Community School - Grade 1 to 9								
Grade	Number of Students Writing	Number of Students Enrolled	Percent of Students At or Above Stanine 5 (Canadian Norm is 60% Based on Number Writing)			Percent of Students At or Above Stanine 4 (Canadian Norm is 77% Based on Number Writing)		
			Number of Students	Based on # Writing	Based on # Enrolled	Number of Students	Based on # Writing	Based on # Enrolled
1	20	20	1	5%	5%	3	15%	15%
2	13	13	6	46%	46%	8	62%	62%
3	15	16	10	67%	63%	12	80%	75%
4	11	11	10	91%	91%	10	91%	91%
5	13	14	11	85%	79%	13	100%	93%
6	11	11	8	73%	73%	10	91%	91%
7	13	13	8	62%	62%	8	62%	62%
8	12	12	6	50%	50%	8	67%	67%
9	9	9	5	56%	56%	7	78%	78%
School Total	117	119		56%	<u>55%</u>	79	68%	66%

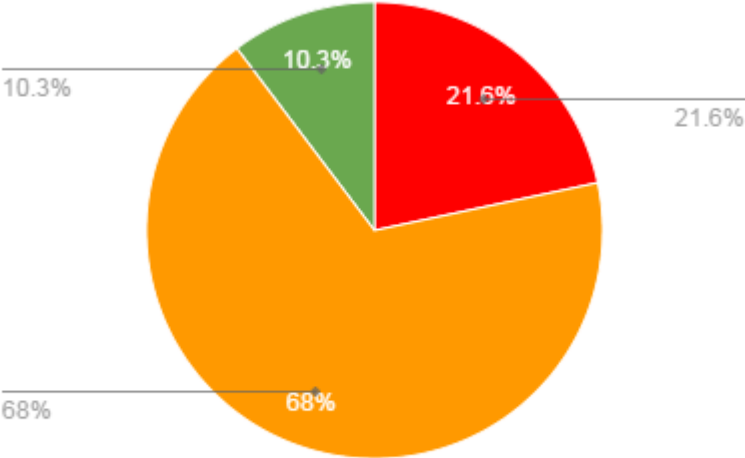


FORT VERMILION SCHOOL DIVISION
Student Engagement Survey
School Results 2015-2016

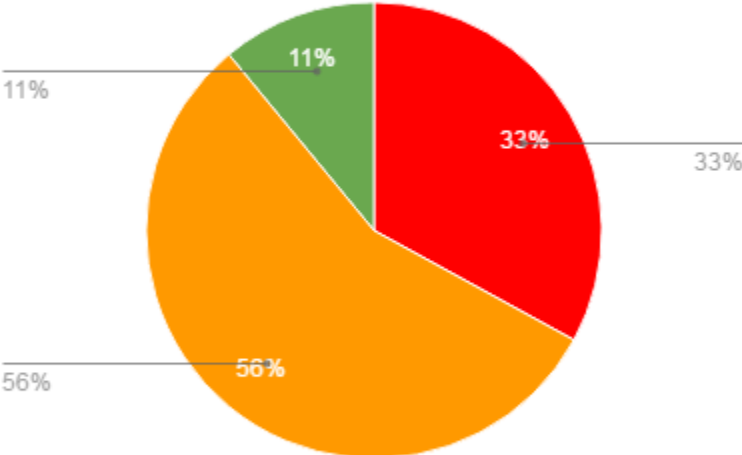
Blue Hills Community School

Actively Participating			Deeply Understanding				Genuinely Valuing			Overall
Learning activities in this course allow me to actively participate .	Learning activities in this course help me to learn.	A variety of different learning activities are used in this course.	The learning in this class is made interesting .	In this course I am told what I will be learning in each lesson.	I understand the important ideas and subject content taught in this course.	I think and talk about what I have learned in this course outside of class time.	I am provided opportunities to choose how I learn and show my learning.	Connections to real life are made in this class.	My ideas and opinions are valued in this course.	
15-16 Semester 2 School Results - 150 Surveys										
7.20	6.94	6.62	5.68	7.56	6.70	3.58	5.84	5.80	5.90	6.18
15-16 Semester 1 School Results - 158 Surveys										
7.02	7.15	6.54	5.23	7.85	6.89	3.72	5.63	5.63	5.80	6.15
14-15 Semester 2 School Results - 124 Surveys										
7.90	7.80	7.00	6.54	8.31	7.80	3.40	6.69	6.35	6.85	6.86
14-15 Semester 1 School Results - 147 Surveys										
7.98	7.84	6.69	6.49	8.49	7.69	3.55	6.27	6.35	6.53	6.79
13-14 Semester 2 School Results - 115 Surveys										
7.44	7.47	6.66	6.74	7.94	7.63	3.69	6.40	6.24	6.66	6.69
13-14 Semester 1 School Results - 124 Surveys										
7.56	7.27	5.98	5.77	7.41	7.22	3.10	5.65	6.10	5.89	6.19

Vocabulary Measure March 2016



Computation Measure March 2016



School Education Plan and Results

- GOAL #1: EVERY STUDENT IS SUCCESSFUL**
- GOAL #2: QUALITY TEACHING AND SCHOOL LEADERSHIP**
- GOAL #3: EFFECTIVE GOVERNANCE**

DIVISION PRIORITIES: #1 All students will improve reading, writing and digital literacy skills
#2 All students will improve numeracy skills through practical applications of curricular outcomes
#3 All students will be increasingly engaged in learning environments to improve achievement and citizenship skills

SCHOOL GOALS

<i>School Goal 1: All students will improve reading, writing and digital literacy skills as measured by CAT 4 and writing rubrics.</i>
<p>Strategies:</p> <ul style="list-style-type: none"> ● Focus on vocabulary instruction by using graphic organizers, constructing a picture, symbol or graphic representation and having students restate the meaning in their own words. ● RAZ Reading - reading program online that younger student use improve reading levels ● Reading events - Fall for Reading, Working on Words and Reading with Dr. Seuss to promote reading in our school. ● Audio centres for students to listen to books on CD ● Learner profiles for teachers review on student's strengths and needs - filled out by end of June 2016, for use by teacher in the following school year ● Short term inventions from the inclusive education coordinator ● Teach digital literacy skills from the division developed resources <p>Student and parent ideas:</p> <ul style="list-style-type: none"> ● Continue with vocabulary strategies ● Continue with RAZ Reading ● More emphasis on writing skills ● Change the Dr. Seuss reading event to another author ● More word games ● Poetry Cafe ● Free writes
<p>Target and Measurement Tools:</p> <ul style="list-style-type: none"> ● CAT 4 – 2% increase in students reading at grade level or above, vocabulary increase by 5%, writing rubric - students meeting satisfactory or above - 60%
<p>Resources:</p> <ul style="list-style-type: none"> ● Balanced Literacy Coordinators
<p>Timeline:</p> <ul style="list-style-type: none"> ● 2016-2017 school year
<p>Results:</p> <ul style="list-style-type: none"> ●
<p>Comments:</p> <ul style="list-style-type: none"> ●
<i>School Goal 2: All students will be increasingly engaged in learning environment to improve achievement and citizenship skills as measured by the Student Engagement and Tell Them From Me surveys.</i>
<p>Strategies:</p> <ul style="list-style-type: none"> ● Community service - As a part of the real life programming, community service will happen in junior high with projects that help the community. ● Student leadership initiative (focus from the external review) – teaching students how to become a leader in their classroom and in their school, students (classrooms) lead assemblies and events throughout the school year ● Project Based Learning - developing or borrowing ideas for projects to have students show their learning in many different ways

<ul style="list-style-type: none"> • A Community of Friends – connecting with other schools through a variety of activities (pen pals, sport days, field trips) • Classroom jobs - each class has a variety jobs that need to be done on a daily basis • School jobs - a list of jobs on the hallway bulletin board for student sign up for • Kitchen upgrade - \$6000 to buy new equipment • Blazers Passport - students need to get stamps in various categories to earn privileges <p>Student and parent ideas:</p> <ul style="list-style-type: none"> • Continue with the field trip to Gleaners • Education on drugs • Continue with classroom and school jobs • Continue with Community of Friends • Junior high can help people at home in their community • Usage of iPads • Leadership projects • Going outside to learn • Strategy games
<p>Target and Measurement Tools:</p> <ul style="list-style-type: none"> • Student engagement survey (overall score increase of 0.5), Our School Survey (80% of the survey measures at or above Canadian norms) – Positive Teacher Student Relationships, Positive Learning Climate, Expectations for Success, Interested and Motivated and Valuing Schooling Outcomes
<p>Resources:</p> <ul style="list-style-type: none"> • Surveys, Student engagement coordinators
<p>Timeline:</p> <ul style="list-style-type: none"> • 2016-2017
<p>Results:</p> <ul style="list-style-type: none"> •
<p>Comments:</p> <ul style="list-style-type: none"> •
<p><i>School Goal 3: All students will improve numeracy skills through practical applications of curricular outcomes.</i></p>
<p>Strategies:</p> <ul style="list-style-type: none"> • Students write math quizzes every morning • Timed math facts – how many math facts can you do correctly in one minute • Math day or evening with community, playing math games <p>Student and parent ideas:</p> <ul style="list-style-type: none"> • Know how to measure ingredients for cooking • Continue with daily math facts • Math fair • Math games • Jr. Chef (grocery shopping) • Farming math problems/situations
<p>Target and Measurement Tools:</p> <ul style="list-style-type: none"> • CAT 4 computation test - grades 1 to 4 - 75% competent or proficient in addition and subtractions, grades 5 to 7 - 58% competent or proficient in whole number operations , grades 1 to 9 - 68% competent or proficient in estimation and operations, Common Assessments - 70% of the student pass
<p>Resources:</p> <ul style="list-style-type: none"> • Online websites with math fact games and quizzes
<p>Timeline:</p> <ul style="list-style-type: none"> • 2016- 2017
<p>Results:</p> <ul style="list-style-type: none"> •
<p>Comments:</p> <ul style="list-style-type: none"> •

Professional Development Plan

Briefly describe your school professional development plan in relation to each of the following items.

A. Creation of the Professional Development Plan

- June 2016 staff meeting

B. Disbursement of Dollars

- \$1000 per teacher to cover a sub, food, registration, travel and other expenses to attend professional development in and out of the school division

●

C. Individual Staff Professional Development

- Teachers can decide what professional development they would like to attend with the principal's approval

●

D. Education Plan Associated Professional Development

- iPad and writing professional development August 2016

●

May/June

- Review our professional development plan for the 2015-2016 school year
- Develop new professional development plan for the 2016-2017 school year

August

- One in-house professional development sessions lead by teacher, one technology professional development session by division staff member, speech language PD TBA, Community of Practice (COP)

September

- Teacher attend division professional develop day

October

- Professional development – analysis data sets

November

- Staff meeting – discuss community of friends and writing progress to date, make changes as needed

December

- No professional development scheduled for this month

January

- PGP time
- COP time

February

- No professional development scheduled for this month

March

- Division priorities PD

April

- No professional development for staff planned at this time

May

- School plan development for next school year

Communication Plan

Briefly outline your school communication plan in relation to parents, the community, staff, students and stakeholders.

August

- Letters mailed to staff from principal

September

- Letters mailed to parents from teachers and principal stating expectations for students, teachers and parents for the new school year
- Newsletters (two per month), highway sign, newspaper and calendar communicating events, and activities that are tied to strategies and goals found in the school education plan.
- Parent forum at AGM

October

- Newsletters (two per month), highway sign, newspaper and calendar communicating events, and activities that are tied to strategies and goals found in the school education plan.

November

- Newsletters (two per month), highway sign, newspaper and calendar communicating events, and activities that are tied to strategies and goals found in the school education plan.
- Parent forum
- Results Review with board of trustees

December

- Newsletters (two per month), highway sign, newspaper and calendar communicating events, and activities that are tied to strategies and goals found in the school education plan.

January

- Newsletters (two per month), highway sign, newspaper and calendar communicating events, and activities that are tied to strategies and goals found in the school education plan.
-

February

- Newsletters (two per month), highway sign, newspaper and calendar communicating events, and activities that are tied to strategies and goals found in the school education plan.
- Parent forum

March

- Newsletters (two per month), highway sign, newspaper and calendar communicating events, and activities that are tied to strategies and goals found in the school education plan.

-

April

- Newsletters (two per month), highway sign, newspaper and calendar communicating events, and activities that are tied to strategies and goals found in the school education plan.

- Parent forum

May

- Newsletters (two per month), highway sign, newspaper and calendar communicating events, and activities that are tied to strategies and goals found in the school education plan.

June

- Newsletters (two per month), highway sign, newspaper and calendar communicating events, and activities that are tied to strategies and goals found in the school education plan.

Monitoring Calendar

In the space provided, please outline what steps you plan to take to monitor your School Education Plan throughout the year.

September

- August – Review strategies from the school plan, examine survey data – Accountability Pillar, CAT 4, Tell Them From Me, Student engagement surveys – make changes to school plan if needed
- Check with staff if changes need to be made after three weeks of school

October

- Professional development - TBA

November

- Staff meeting – sharing professional practice that are addressing the school's goals

December

- No meetings

January

- Professional development – teachers work on professional growth plans

March

- Staff meeting – sharing professional practice that are addressing the school's goals, start developing next year's school plan, renew or make new goals

April

- No meeting

May

- Professional development – start talking with staff about new professional development plan for the next school year, review data sets (CAT 4, Tell Them From Me, Accountability Pillar)

June

- Professional development – start planning for August professional development days

As the representative of the School Council at this school, I hereby give my endorsement to this School Education plan for the 2016-17 school year. I hereby acknowledge that the school council has had opportunity to provide feedback on this plan and support it as is here presented.

School Council Chair

Date

As Principal of this school, I hereby submit our School Education Plan for the 2016-17 school year. This plan has been created in collaboration with all staff at this school, as well as with the school council.

Principal

Date